


Disassemble procedure:





Step 1: Take off the cover.



Step 2: Take off the nuts.



Step 3: Pull out the strap.



Step 4: Strap will be pulled out at this end.

Assemble procedure:



Step 1: Lock the nuts.




Step 2: Lock the nuts and strap's angle like this.



Step 3: Circle the strap to here.




Step 4: Circle the strap to here.



Step 5: Circle the strap here.



Step 6: Circle strap to here.



Step 7: Put the strap here and finish.